

LAMPIRAN

Lampiran 1. Data Pendapatan Asli Daerah dan Total Pendapatan Daerah pada Pemerintah Kabupaten/Kota Provinsi Sumatera Selatan 2020-2022 (Dalam Rupiah)

| NO . | Kota dan Kabupaten | 2020 | Total Pendapatan | 2021 | Total Pendapatan | 2022 | Total pendapatan |
|------|-------------------------|--------------|------------------|--------------|------------------|--------------|------------------|
| 1 | Kab. Banyuasin | 202577712000 | 2203106222000 | 228233023000 | 2285690628000 | 253003371000 | 2052291885000 |
| 2 | Kab. Empat Lawang | 41647458000 | 1057848837000 | 41741257000 | 907787011000 | 37250596000 | 881590542000 |
| 3 | Kab. Lahat | 119024450154 | 1883975037066 | 155268141117 | 2197914777425 | 172348346793 | 2380537228107 |
| 4 | Kab. Muara Enim | 248525026749 | 2460176937889 | 240472782977 | 2739438218970 | 245772685482 | 3268630458626 |
| 5 | Kab. Musi Banyuasin | 353982672373 | 3540653105203 | 377346398574 | 3510691709632 | 352498543586 | 3747327975966 |
| 6 | Kab. Musi Rawas | 169454068000 | 1777437814000 | 169802012738 | 1643984568829 | 138996716926 | 1735927168831 |
| 7 | Kab. Musi Rawas Utara | 47931847469 | 803964034364 | 47954877679 | 861459726187 | 44816321772 | 1459763023730 |
| 8 | Kab. Ogan Ilir | 95402600000 | 1049996830000 | 108964770000 | 1228957410000 | 118364810000 | 1579746360000 |
| 9 | Kab. Ogan Komering Ilir | 168781771320 | 2243104528640 | 156736616100 | 2230242154830 | 193697167020 | 2399936316470 |

| | | | | | | | |
|----|---------------------------------|---------------|---------------|---------------|---------------|---------------|---------------|
| 10 | Kab. Ogan Komeri ng Ulu | 115934531250 | 1385249753330 | 102683436660 | 1432186304630 | 119624885510 | 1472609882270 |
| 11 | Kab. Ogan Komeri ng Ulu Selatan | 46947369120 | 1362341264400 | 61387469420 | 1248510373350 | 57436256020 | 1449550752450 |
| 12 | Kab. Ogan Komeri ng Ulu Timur | 98972804120 | 1874471658380 | 107112606820 | 1825802779290 | 97282586677 | 2041006489819 |
| 13 | Kab. Penukal Abab Lematang Ilir | 49466198650 | 985063694892 | 67909514129 | 1635357044723 | 65032631571 | 1432518845652 |
| 14 | Kota Lubuk Linggau | 82849331075 | 983971557304 | 128942082175 | 956600850609 | 104122587087 | 1023745074098 |
| 15 | Kota Pagaralam | 88125836000 | 856674500000 | 56889989000 | 753110248000 | 67878564000 | 875411099000 |
| 16 | Kota Palembang | 1019790405704 | 3682517654896 | 1162297217486 | 2710104280208 | 1408804415670 | 4066291974217 |
| 17 | Kota Prabumulih | 85037055390 | 972242373630 | 80648663540 | 1008979884000 | 101593166001 | 1084052185001 |

Lampiran 2. Data Dana Perimbangan dan Total Pendapatan Daerah pada Pemerintah Kabupaten/Kota Provinsi Sumatera Selatan 2020-2022 (Dalam Rupiah)

| NO. | Kota dan Kabupaten | 2020 | Total Pendapatan | 2021 | Total Pendapatan | 2022 | Total Pendapatan |
|-----|-------------------------|---------------|------------------|---------------|------------------|---------------|------------------|
| 1 | Kab. Banyuasin | 1399493327000 | 2203106222000 | 1533309194000 | 2285690628000 | 1436847869000 | 2052291885000 |
| 2 | Kab. Empat Lawang | 786368485000 | 1057848837000 | 753691241000 | 907787011000 | 656485732000 | 881590542000 |
| 3 | Kab. Lahat | 1273265615921 | 1883975037066 | 1470966254375 | 2197914777425 | 1561941535077 | 2380537228107 |
| 4 | Kab. Muara Enim | 1635294891940 | 2460176937889 | 1992765223046 | 2739438218970 | 2492190465751 | 3268630458626 |
| 5 | Kab. Musi Banyuasin | 2661624453023 | 3540653105203 | 2750407010486 | 3510691709632 | 3392450514615 | 3747327975966 |
| 6 | Kab. Musi Rawas | 1214776828000 | 1777437814000 | 1344961430069 | 1643984568829 | 1402596607045 | 1735927168831 |
| 7 | Kab. Musi Rawas Utara | 593194206335 | 803964034364 | 721507374621 | 861459726187 | 721507374621 | 1459763023730 |
| 8 | Kab. Ogan Ilir | 798887630000 | 1049996830000 | 1015911870000 | 1228957410000 | 1068523130000 | 1579746360000 |
| 9 | Kab. Ogan Komering Ilir | 1431790282740 | 2243104528640 | 1482307424400 | 2230242154830 | 1640342577030 | 2399936316470 |

| | | | | | | | |
|----|---------------------------------|---------------|---------------|---------------|---------------|---------------|---------------|
| 10 | Kab. Ogan Komerling Ulu | 959213316080 | 1385249753330 | 999756040160 | 1432186304630 | 1043124427820 | 1472609882270 |
| 11 | Kab. Ogan Komerling Ulu Selatan | 906429793200 | 1362341264400 | 825177662760 | 1248510373350 | 1172509154150 | 1449550752450 |
| 12 | Kab. Ogan Komerling Ulu Timur | 1224659839620 | 1874471658380 | 1110639763090 | 1825802779290 | 1268386261617 | 2041006489819 |
| 13 | Kab. Penukal Abab Lematang Ilir | 701244218259 | 985063694892 | 1293766045195 | 1635357044723 | 1162414582214 | 1432518845652 |
| 14 | Kota Lubuk Linggau | 747018496129 | 983971557304 | 665026737478 | 956600850609 | 742636338316 | 1023745074098 |
| 15 | Kota Pagaram | 647147831000 | 856674500000 | 566086051000 | 753110248000 | 686317138000 | 875411099000 |
| 16 | Kota Palembang | 1958285921712 | 3682517654896 | 1068143488130 | 2710104280208 | 1738854069678 | 4066291974217 |
| 17 | Kota Prabumulih | 715482270170 | 972242373630 | 762184529900 | 1008979884000 | 837372731720 | 1084052185880 |

Lampiran 3. Data Belanja Modal dan Total Pendapatan Daerah pada Pemerintah Kabupaten/Kota Provinsi Sumatera Selatan 2020-2022 (Dalam Rupiah)

| NO. | Kota dan Kabupaten | 2020 | Total Pendapatan | 2021 | Total Pendapatan | 2022 | Total Pendapatan |
|-----|-------------------------|--------------|------------------|---------------|------------------|--------------|------------------|
| 1 | Kab. Banyuasin | 582776915571 | 2550704827011 | 444620360000 | 2332836298000 | 397912311000 | 2266610040000 |
| 2 | Kab. Empat Lawang | 253146607000 | 1051261965000 | 277858337000 | 927226837000 | 373314248000 | 1053861765000 |
| 3 | Kab. Lahat | 367820849128 | 2006514768190 | 472132199472 | 2112412521886 | 647804740556 | 2298409580289 |
| 4 | Kab. Muara Enim | 541986171269 | 2511881673253 | 431576458354 | 2406930642146 | 769141778022 | 2876999027961 |
| 5 | Kab. Musi Banyuasin | 790704925338 | 3377591849121 | 1097177454587 | 3836457605910 | 621458487773 | 3263849718818 |
| 6 | Kab. Musi Rawas | 405955937000 | 1881601357000 | 489600670001 | 1936938290959 | 430569963839 | 1848509481336 |
| 7 | Kab. Musi Rawas Utara | 256785384004 | 776423728144 | 195678959076 | 800698165827 | 335177080943 | 991935920228 |
| 8 | Kab. Ogan Ilir | 237639820000 | 1357088610000 | 257750430000 | 1387555450000 | 321627520000 | 1586566180000 |
| 9 | Kab. Ogan Komering Ilir | 608893907370 | 2489887093780 | 571443482980 | 2367341403320 | 445902619960 | 2364840180400 |

| | | | | | | | |
|----|---------------------------------|--------------|---------------|--------------|---------------|---------------|---------------|
| 10 | Kab. Ogan Komerang Ulu | 247547357230 | 1490566137560 | 263193344800 | 1400658217880 | 304303130880 | 1480116816920 |
| 11 | Kab. Ogan Komerang Ulu Selatan | 283802863520 | 1356545377620 | 228955736080 | 1221423864590 | 366004291530 | 1380651884790 |
| 12 | Kab. Ogan Komerang Ulu Timur | 508497584650 | 1630478947970 | 461321849960 | 1893926525450 | 473679877377 | 1998146051789 |
| 13 | Kab. Penukal Abab Lematang Ilir | 275492985288 | 987174717745 | 425054064385 | 1207570077016 | 510906678153 | 1318695902603 |
| 14 | Kota Lubuk Linggau | 325617174462 | 974277297734 | 331386449009 | 948534784685 | 428171094119 | 1125653198257 |
| 15 | Kota Pagaralam | 248938480000 | 805446528000 | 155272330000 | 709346236000 | 285116786000 | 885022598000 |
| 16 | Kota Palembang | 883760806950 | 3668873244098 | 791588711608 | 3391013579012 | 1107243419946 | 3785811421984 |
| 17 | Kota Prabumulih | 220756462110 | 1054351935280 | 169883537770 | 949080808160 | 168233155770 | 996275938000 |

Lampiran 4. Data Rasio Pendapatan Asli Daerah dengan Total Pendapatan Daerah Kabupaten/Kota Provinsi Sumatera Selatan tahun 2020-2022

| NO. | Kota dan Kabupaten | Rasio 2020 | Rasio 2021 | Rasio 2022 |
|-----|---------------------------------|------------|-------------|-------------|
| 1 | Kab. Banyuasin | 0,09 | 0,099852981 | 0,123278454 |
| 2 | Kab. Empat Lawang | 0,04 | 0,045981333 | 0,042253852 |
| 3 | Kab. Lahat | 0,06 | 0,070643386 | 0,072398929 |
| 4 | Kab. Muara Enim | 0,10 | 0,087781787 | 0,075191334 |
| 5 | Kab. Musi Banyuasin | 0,10 | 0,107484915 | 0,094066638 |
| 6 | Kab. Musi Rawas | 0,10 | 0,103286865 | 0,080070592 |
| 7 | Kab. Musi Rawas Utara | 0,06 | 0,055666999 | 0,030701094 |
| 8 | Kab. Ogan Ilir | 0,09 | 0,088664399 | 0,074926465 |
| 9 | Kab. Ogan Komering Ilir | 0,08 | 0,070277847 | 0,080709295 |
| 10 | Kab. Ogan Komering Ulu | 0,08 | 0,071696983 | 0,081233249 |
| 11 | Kab. Ogan Komering Ulu Selatan | 0,03 | 0,04916857 | 0,039623487 |
| 12 | Kab. Ogan Komering Ulu Timur | 0,05 | 0,058666033 | 0,047664026 |
| 13 | Kab. Penukal Abab Lematang Ilir | 0,05 | 0,041525803 | 0,0453974 |
| 14 | Kota Lubuk Linggau | 0,08 | 0,134791938 | 0,101707534 |
| 15 | Kota Pagaralam | 0,10 | 0,075540054 | 0,077539072 |
| 16 | Kota Palembang | 0,28 | 0,428875459 | 0,346459237 |
| 17 | Kota Prabumulih | 0,09 | 0,079930893 | 0,093716121 |

Lampiran 5. Data Rasio Dana Perimbangan dengan Total Pendapatan Daerah Kabupaten/Kota Provinsi Sumatera Selatan tahun 2020-2022

| NO. | Kota dan Kabupaten | Rasio 2020 | Rasio 2021 | Rasio 2022 |
|-----|---------------------------------|-------------|-------------|------------|
| 1 | Kab. Banyuasin | 0,635236428 | 0,670829716 | 0,70011867 |
| 2 | Kab. Empat Lawang | 0,743365647 | 0,830251184 | 0,74466059 |
| 3 | Kab. Lahat | 0,675839961 | 0,669255364 | 0,65612985 |
| 4 | Kab. Muara Enim | 0,664706211 | 0,727435724 | 0,76245709 |
| 5 | Kab. Musi Banyuasin | 0,751732625 | 0,78343735 | 0,90529853 |
| 6 | Kab. Musi Rawas | 0,68344266 | 0,818110739 | 0,80798125 |
| 7 | Kab. Musi Rawas Utara | 0,737836745 | 0,837540459 | 0,49426336 |
| 8 | Kab. Ogan Ilir | 0,760847659 | 0,826645303 | 0,67638904 |
| 9 | Kab. Ogan Komering Ilir | 0,638307428 | 0,664639677 | 0,68349421 |
| 10 | Kab. Ogan Komering Ulu | 0,692447924 | 0,698062841 | 0,70835083 |
| 11 | Kab. Ogan Komering Ulu Selatan | 0,665347088 | 0,660929761 | 0,80887761 |
| 12 | Kab. Ogan Komering Ulu Timur | 0,653336013 | 0,608302154 | 0,62145136 |
| 13 | Kab. Penukal Abab Lematang Ilir | 0,711877031 | 0,791121455 | 0,81144802 |
| 14 | Kota Lubuk Linggau | 0,759187083 | 0,695197728 | 0,72541139 |
| 15 | Kota Pagaralam | 0,755418576 | 0,751664252 | 0,7839941 |
| 16 | Kota Palembang | 0,531779099 | 0,394133722 | 0,42762647 |
| 17 | Kota Prabumulih | 0,735909367 | 0,755401116 | 0,77244688 |

Lampiran 6. Data Rasio Belanja Modal dengan Total Belanja Daerah Kabupaten/Kota Provinsi Sumatera Selatan tahun 2020-2022

| NO. | Kota dan Kabupaten | Rasio 2020 | Rasio 2021 | Rasio 2022 |
|-----|---------------------------------|------------|------------|------------|
| 1 | Kab. Banyuasin | 0,2284768 | 0,1905922 | 0,175554 |
| 2 | Kab. Empat Lawang | 0,2408026 | 0,299666 | 0,354235 |
| 3 | Kab. Lahat | 0,1833133 | 0,2235038 | 0,281849 |
| 4 | Kab. Muara Enim | 0,215769 | 0,1793057 | 0,267342 |
| 5 | Kab. Musi Banyuasin | 0,2341032 | 0,2859871 | 0,190407 |
| 6 | Kab. Musi Rawas | 0,2157502 | 0,2527704 | 0,232928 |
| 7 | Kab. Musi Rawas Utara | 0,3307284 | 0,2443854 | 0,337902 |
| 8 | Kab. Ogan Ilir | 0,17511 | 0,1857587 | 0,202719 |
| 9 | Kab. Ogan Komering Ilir | 0,2445468 | 0,2413862 | 0,188555 |
| 10 | Kab. Ogan Komering Ulu | 0,1660761 | 0,1879069 | 0,205594 |
| 11 | Kab. Ogan Komering Ulu Selatan | 0,20921 | 0,1874499 | 0,265095 |
| 12 | Kab. Ogan Komering Ulu Timur | 0,3118701 | 0,2435796 | 0,23706 |
| 13 | Kab. Penukal Abab Lematang Ilir | 0,2790722 | 0,3519912 | 0,387433 |
| 14 | Kota Lubuk Linggau | 0,3342141 | 0,3493667 | 0,380376 |
| 15 | Kota Pagaralam | 0,3090689 | 0,218895 | 0,322158 |
| 16 | Kota Palembang | 0,2408807 | 0,2334372 | 0,292472 |
| 17 | Kota Prabumulih | 0,2093764 | 0,178998 | 0,168862 |

Lampiran 7. Statistik Deskriptif

| | N | Minimum | Maximum | Mean | Std. Deviation |
|--------------------|----|---------|---------|---------|----------------|
| PAD | 51 | ,0300 | ,4289 | ,091309 | ,0714284 |
| DP | 51 | ,3941 | ,9053 | ,707254 | ,0973115 |
| BM | 51 | ,1661 | ,3874 | ,248508 | ,0606759 |
| Valid N (listwise) | 51 | | | | |

Lampiran 8. Hasil Uji Normalitas Data

| | | Unstandardized Residual |
|----------------------------------|----------------|-------------------------|
| N | | 51 |
| Normal Parameters ^{a,b} | Mean | ,0000000 |
| | Std. Deviation | ,06058010 |
| Most Extreme Differences | Absolute | ,121 |
| | Positive | ,121 |
| | Negative | -,085 |
| Test Statistic | | ,121 |
| Asymp. Sig. (2-tailed) | | ,059 ^c |

a. Test distribution is Normal.

b. Calculated from data.

c. Lilliefors Significance Correction.

Lampiran 9. Hasil Uji Multikolinearitas

| Model | Unstandardized Coefficients | | Standardized Coefficients | t | Sig. | Correlations | | | Collinearity Statistics | |
|-------|-----------------------------|------------|---------------------------|-------|------|--------------|---------|-------|-------------------------|-------|
| | B | Std. Error | Beta | | | Zero-order | Partial | Part | Tolerance | VIF |
| | 1 (Constant) | ,258 | ,089 | | | | 2,887 | ,006 | | |
| PAD | -,053 | ,154 | -,082 | -,342 | ,734 | -,058 | -,049 | -,049 | ,635 | 1,575 |
| DP | -,007 | ,113 | -,011 | -,059 | ,953 | ,027 | -,008 | -,008 | ,635 | 1,575 |

a. Dependent Variable: BM

Lampiran 10. Hasil Uji Autokorelasi

Runs Test

| | Unstandardized Residual |
|-------------------------|-------------------------|
| Test Value ^a | -,01017 |
| Cases < Test Value | 25 |
| Cases >= Test Value | 26 |
| Total Cases | 51 |
| Number of Runs | 27 |
| Z | ,144 |
| Asymp. Sig. (2-tailed) | ,885 |

a. Median

Lampiran 11. Hasil Uji Heteroskedastisitas

Coefficients^a

| Model | Unstandardized Coefficients | | Standardized Coefficients | t | Sig. | Correlations | | | Collinearity Statistics | |
|-------|-----------------------------|------------|---------------------------|-------|------|--------------|---------|-------|-------------------------|-------|
| | B | Std. Error | Beta | | | Zero-order | Partial | Part | Tolerance | VIF |
| | 1 (Constant) | ,258 | ,089 | | | | 2,887 | ,008 | | |
| PAD | -,053 | ,154 | -,082 | -,342 | ,734 | -,058 | -,049 | -,049 | ,635 | 1,575 |
| DP | -,007 | ,113 | -,011 | -,059 | ,953 | ,027 | -,008 | -,008 | ,635 | 1,575 |

a. Dependent Variable: BM

Lampiran 12. Hasil Pengujian Koefisien Determinasi (R²)

Model Summary

| Model | R | R Square | Adjusted R Square | Std. Error of the Estimate |
|-------|-------------------|----------|-------------------|----------------------------|
| 1 | ,056 ^a | ,003 | -,038 | ,0618293 |

a. Predictors: (Constant), DP, PAD

Lampiran 13. Hasil Uji F

ANOVA^a

| Model | | Sum of Squares | df | Mean Square | F | Sig. |
|-------|------------|----------------|----|-------------|------|-------------------|
| 1 | Regression | ,001 | 2 | ,000 | ,076 | ,927 ^b |
| | Residual | ,183 | 48 | ,004 | | |
| | Total | ,184 | 50 | | | |

a. Dependent Variable: BM

b. Predictors: (Constant), DP, PAD


Lampiran 14. Hasil Uji T

Coefficients^a

| Model | | Unstandardized Coefficients | | Standardized Coefficients | t | Sig. |
|-------|------------|-----------------------------|------------|---------------------------|-------|------|
| | | B | Std. Error | Beta | | |
| 1 | (Constant) | ,258 | ,089 | | 2,887 | ,006 |
| | PAD | -,053 | ,154 | -,062 | -,342 | ,734 |
| | DP | -,007 | ,113 | -,011 | -,059 | ,953 |

a. Dependent Variable: BM


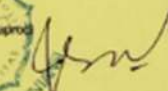
Lampiran 15. Kartu Bimbingan Skripsi



UNIKA MUSI CHARITAS
FAKULTAS BISNIS DAN AKUNTANSI
KARTU BIMBINGAN SKRIPSI

| TGL | BAB | KETERANGAN | PARAF |
|---------|-----|--|-------|
| 12/1/24 | 4 | - Sampel & petrus ke prosu, var dikurangi - perbaiki penulisan. | / |
| 18/1/24 | 5 | - Perbaiki penulisan ul tabel - Differ fortelan yg benar - Sri buku & buku - Siapa ppt | / |


PEMBIMBING SKRIPSI
 PEMBIMBING : DEWI SRI, S.E., M.Si., Ak., CA.
 Palembang, 04 September 2023

Mengetahui
 Dekan Kaprodi
 
 Ming Chien, S.E., M.Si. De Maria Yousaphat Dedi Haryanto, S.E., M.Si.

Catatan:
 Rancangan Skripsi harus sudah diajukan kepada pembimbing selambat-lambatnya
 satu bulan sesudah permohonan penyusunan skripsi

| TGL | BAB | KETERANGAN | PARAF | TGL | BAB | KETERANGAN | PARAF |
|----------|------|--|-------|---------|-----|--|-------|
| 12/1/23 | -25 | Penyusunan Judul Skripsi | / | 19/1/24 | | Penulisan sll ok. | / |
| 19/1/23 | 10-2 | - Buku bk. pedoman, capjud - Differ penulisan - Buat proposal | / | | | - Urus turnitin - Siapa presentasi ppt. | |
| 3/10/23 | 10-2 | - Perbaiki penulisan - Perbaiki var jamil - Perbaiki differ penulisan. | / | 22/1/24 | | Presentasi sll ok. Siapa differ kmpre | / |
| 19/10/23 | 1-3 | - Buat ppt, siap presentasi | / | | | | |
| 8/12/23 | | - Revisi variabel - lang kegi by depan. - tabel jurnal | / | | | | |

Lampiran 16. Surat Bebas Plagiarisme



UNIVERSITAS KATOLIK MUSI CHARITAS
VERITAS ET SCIENTIA NOBIS LUMEN
FAKULTAS BISNIS DAN AKUNTANSI

Palembang, 23 Januari 2024


No : SN20/III/D3- PP.180.03/01/24
Lamp. : Hasil Pengecekan Turnitin
Hal : Pemberitahuan Hasil *Similarity Test*

Kepada Yth,
Okkynawa Valentine Br. Pakpahan (2021118)
di tempat.

Dengan bormat,

Bersama surat ini, diinformasikan bahwa sesuai dengan hasil pengecekan *similarity test* menggunakan aplikasi Turnitin, didapatkan bahwa skripsi Anda dengan judul, "**Pengaruh Pendapatan Asli Daerah dan Dana Perimbangan Terhadap Belanja Modal di Kabupaten/Kota Provinsi Sumatera Selatan**" **telah memenuhi standar maksimal** *similarity*, yaitu 25%. Persentase *Similarity* dan hasil pengecekan terlampir. Oleh karena itu, **proses pendaftaran sidang skripsi dapat dilanjutkan**.

Demikianlah surat pemberitahuan ini, atas bantuan dan kerjasamanya, kami ucapkan terimakasih.

Hormat kami,

Dr. Maria Yosaphat Dedi Harwanto, S.E., M.Si
Ketua Program Studi Akuntansi

Kampus Bangau
Jalan Bangau No.60 Palembang 30113
Telp.0711-321801
Sumatera Selatan- Indonesia
www.ukmc.ac.id | fba@ukmc.ac.id

Lampiran 17. Persentase Hasil Plagiarisme

PENGARUH PENDAPATAN ASLI DAERAH DAN DANA
PERIMBANGAN TERHADAP BELANJA MODAL DI
KABUPATEN/KOTA PROVINSI SUMATERA SELATAN_OKKYNAWA
VALENTIN_PENGECEKAN SKRIPSI KE 1

ORIGINALITY REPORT

| | | | |
|------------------|------------------|--------------|----------------|
| 22 % | 21 % | 13 % | 9 % |
| SIMILARITY INDEX | INTERNET SOURCES | PUBLICATIONS | STUDENT PAPERS |

PRIMARY SOURCES

| | | |
|----------|---|------------|
| 1 | repository.um-palembang.ac.id Internet Source | 4 % |
| 2 | eprints.ipdn.ac.id Internet Source | 3 % |
| 3 | 123dok.com Internet Source | 3 % |
| 4 | adoc.pub Internet Source | 1 % |
| 5 | djpb.kemenkeu.go.id Internet Source | 1 % |
| 6 | eprints.walisongo.ac.id Internet Source | 1 % |
| 7 | repository.radenintan.ac.id Internet Source | 1 % |
| 8 | ejournal.upnvj.ac.id Internet Source | 1 % |